



PRESS/4th Q . 2026

The Hashemite Kingdom of Jordan

Date: 15 Apr 2026

Press Release

Department of Statistics: Unemployment Rate Decreased to 16.1%

1. Unemployment rate (UNRATE) among Jordanian males reached 17.2% in Q4 2025, indicating a decrease by 1.0 percentage points compared to Q4 2024, and a decrease by 0.8 percentage points compared to Q3 2025.
2. UNRATE among Jordanians decreased by 1.7 percentage points during the last three years compared to the same quarter in 2022. Also, UNRATE among Jordanian males decreased by 4.2 percentage points compared to 2021.
3. UNRATE among Jordanians (males and females) aged +24 during Q4 of 2025 was 17.7%, with 13.6% for males and 31.3% for females. UNRATE for non-Jordanians aged +24 was 5.6%, with 6.2% for males and 2.7% for females.
4. The overall UNRATE for the population (Jordanians and non-Jordanians) reached 16.1% during Q4 2025, indicating a decrease of 0.8 percentage points compared to Q4 2024, when it stood at 16.9%, and a decrease of 0.1 percentage points compared to Q3 2025.
5. UNRATE among the male population (Jordanians and non-Jordanians) reached 13.8% during Q4 of 2025, indicating a decrease of 1.4 percentage points compared to Q4 2024, and a decrease of 0.2 percentage points compared to Q3 2025.
6. UNRATE among Jordanian males and females aged +15 years reached 21.2% during Q4 2025, indicating a decrease of 0.1 percentage points compared to Q4 2024, when it stood at 21.3%, and a decrease of 0.2 percentage points compared to Q3 2025, when it was 21.4%.
7. UNRATE among Jordanian women reached 34.8% during Q4 2025, an increase of 2.6 percentage points compared to Q4 2024, and an increase of 0.9 percentage points compared to Q3 2025.
8. UNRATE rate for non-Jordanians aged +24 reached 5.6%, of which 6.2% was for males and 2.7% for females.
9. UNRATE among the non-Jordanian population reached 9.2% during Q4 2025.

Detailed Results:

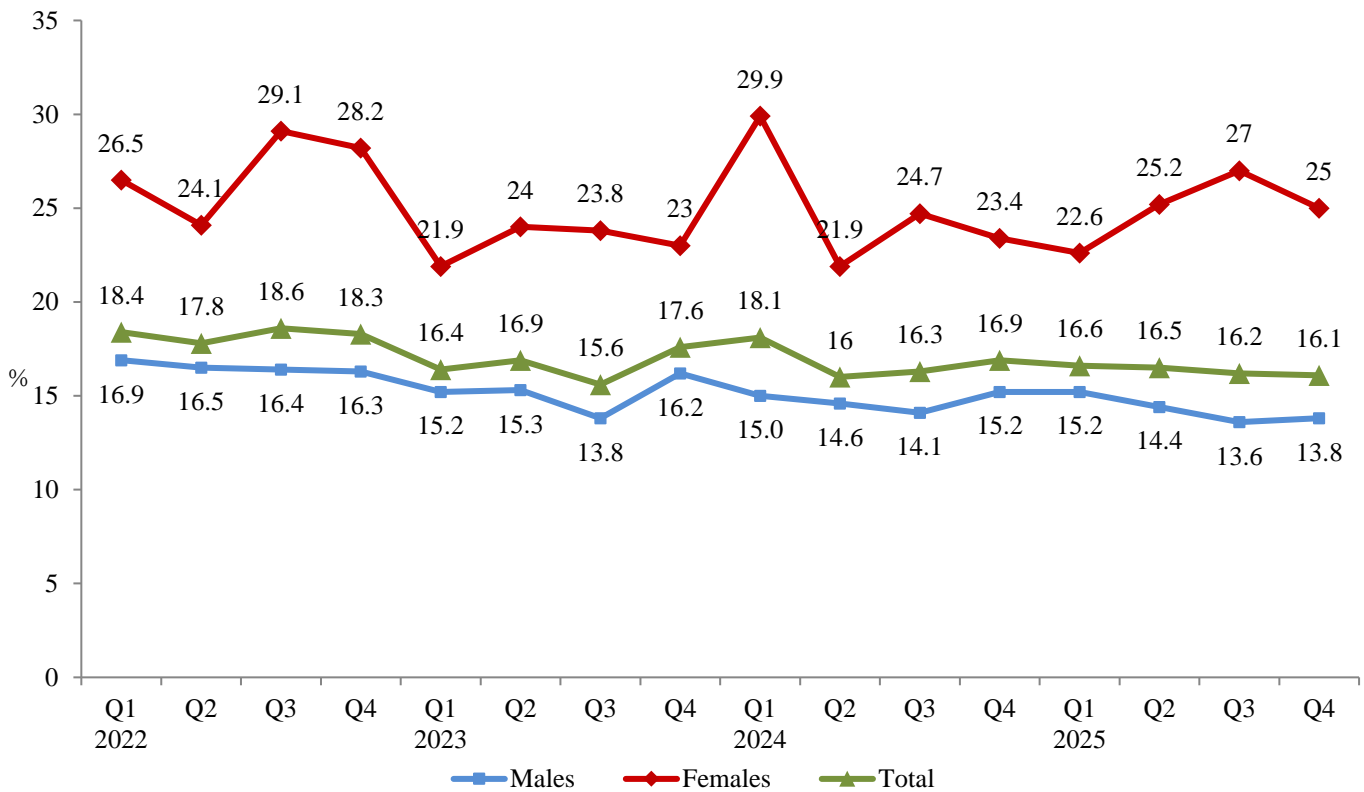
First: Unemployment among the Entire Population:

Unemployment among the entire population refers to the UNRATE for all residents of **the Hashemite Kingdom of Jordan**, including both Jordanian and non-Jordanian residents. *The detailed results are as follows:*

Unemployment among the Entire Population:

- UNRATE reached 16.1% during Q4 2025, indicating a decrease of 0.8 percentage points compared to Q4 2024, when it stood at 16.9%, and a decrease of 0.1 percentage points compared to Q3 2025.
- UNRATE has decreased by 3.9 percentage points over the past four years (compared to 2021).
- UNRATE among males reached 13.8% during Q4 2025, indicating a decrease of 1.4 percentage points compared to Q4 2024, and an increase of 0.2 percentage points compared to Q3 2025.
- UNRATE among females reached 25.0% during Q4 2025, indicating an increase of 1.6 percentage points compared to Q4 2024, and a decrease of 2.0 percentage points compared to Q3 2025.
- UNRATE among females decreased by 2.0 percentage points, while it increased among males by 0.2 percentage points compared to Q3 2025.

Figure 1: Population Macro Unemployment Rate by Sex and Quarters for the Years 2022 - 2025

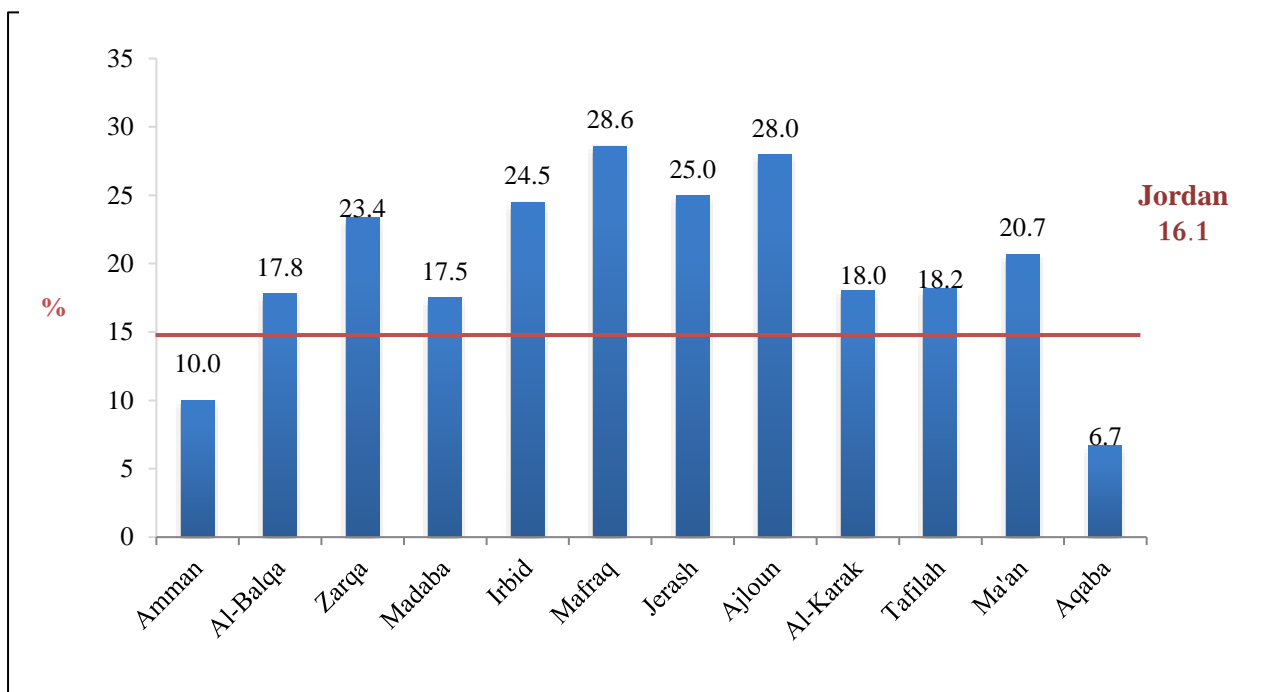


****Source: Labour Force Survey/ DOS**

Characteristics of the Unemployed Population:

- The unemployed individuals were distributed by educational level, with 54.4% of the total unemployed individuals hold secondary education and higher, and 44.8% hold less than secondary education.
- At the governorate level, the highest UNRATE was recorded in Mafrqa governorate at 28.6%, and the lowest UNRATE was recorded in Aqaba governorate at 6.7%.
- UNRATE among the population (Jordanians and non-Jordanians) aged +24 years was 12.5%, with 10.2% for males and 21.4% for females.

Figure 2: Population UNRATE by Governorate in Q4 2025



Characteristics of the Employed Population:

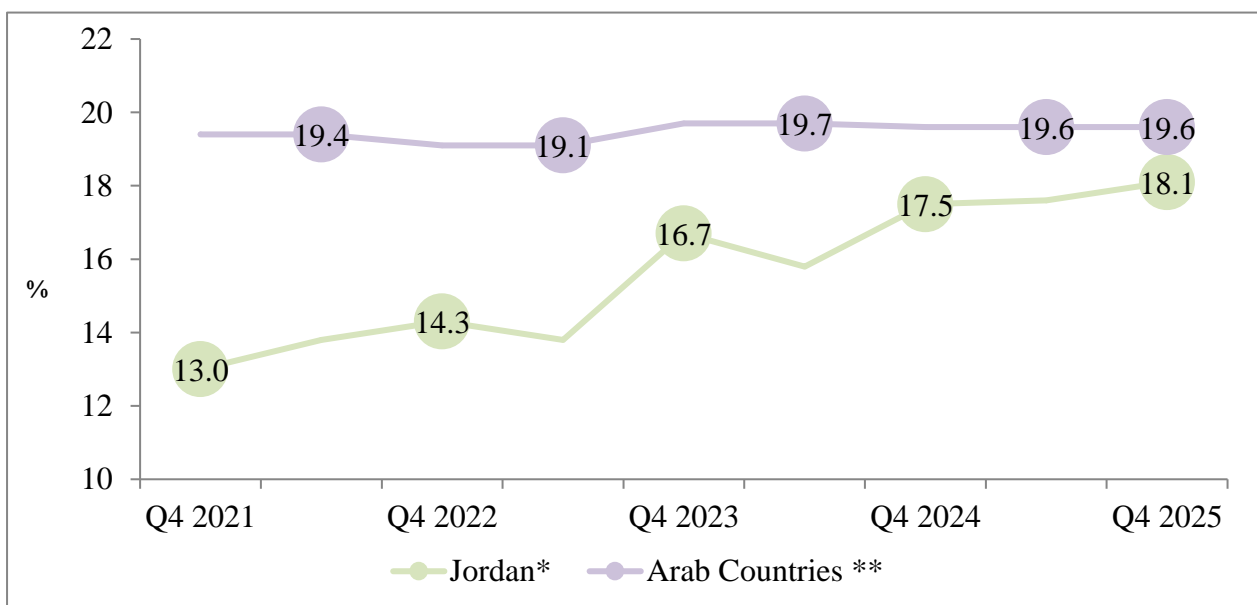
- Employment Rate (the ratio of employed individuals to the labour force) reached 83.9% during Q4 2025, with 86.2% for males and 75.0% for females.
- The percentage of employed individuals aged +23 years reached 41.5% during Q4 2025.
- According to the age group, 55.5% of employed males were concentrated in the age group (20-39) years, while the percentage of employed females in the same age group reached 72.8%.
- By educational level, the percentage of employed individuals who hold less than secondary education was 48.9%, secondary education 20.4%, and higher than secondary education 27.3%.
- The percentage of paid workers was 89.5%, with 87.8% for males and 97.2% for females.

- Data of Q4 2025 showed an increase in the percentage of expatriate workers to reach 45.8% of the total employed individuals compared to 43.4% during Q4 2024, indicating an increase of 2.4 percentage points.
- In the public sector, male employees shaped 78.6% of the total workforce, while female employees shaped 21.4%.
- Employment rate increased by 2.6 percentage points over three years (compared to the same quarter of 2022).

Labor Force for the Entire Population (Employed and Unemployed):

- The revised economic participation rate (labor force attributed to the population aged +15 years) reached 41.6% in Q4 2025 compared to 39.8% in Q4 2024.
- The revised economic participation rate for males reached 62.5% in Q4 2025 compared to 59.9% in Q4 2024.
- The revised economic participation rate for females reached 18.1% in Q4 2025 compared to 17.5% in Q4 2024, indicating an increase of 0.6 percentage points in the female economic participation rate over the two periods, noting that the overall female economic participation rate in the Arab countries is 19.6%

Figure 3: Females Revised Economic Participation in Jordan and Arab Countries

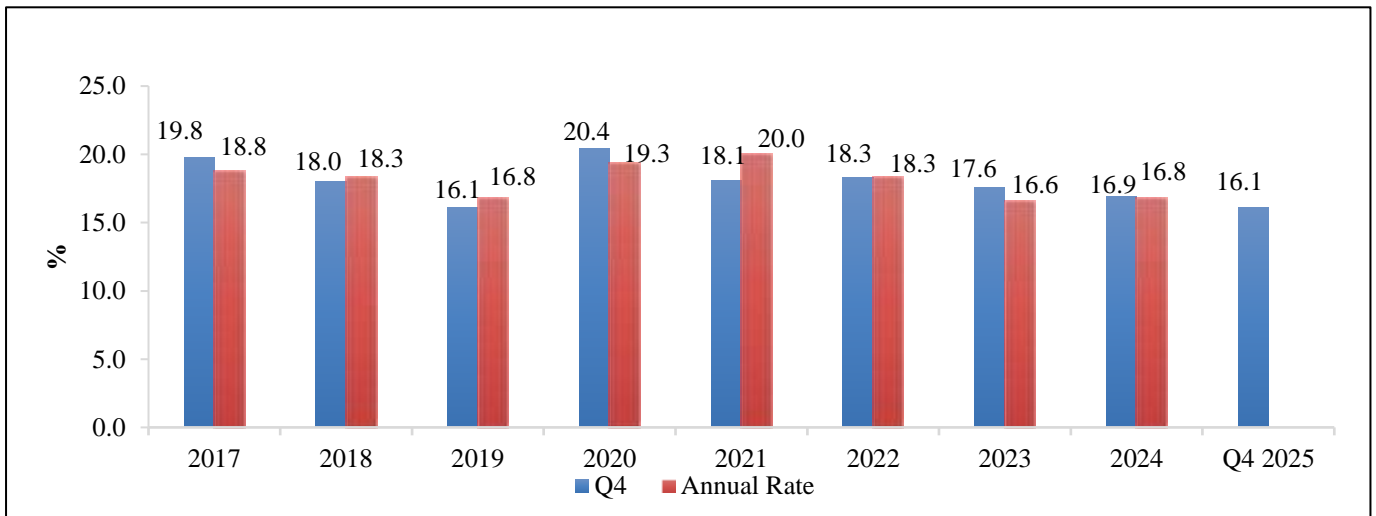


*Source: Labor Force Survey (LFS) /DOS

**Source: World Bank

- The results also showed a clear disparity in the distribution of the workforce by educational level and sex, as 50.6% of the female workforce holds a bachelor's degree or higher compared to 16.6% of the male workforce.
- The results also indicated that 53.2% of the male workforce holds less than a secondary education compared to 29.0% of the female workforce.

Figure 4: Population Unemployment Rate (Jordanians & Non-Jordanians) 2017-2025



Source: Labor Force Survey (LFS) / DOS

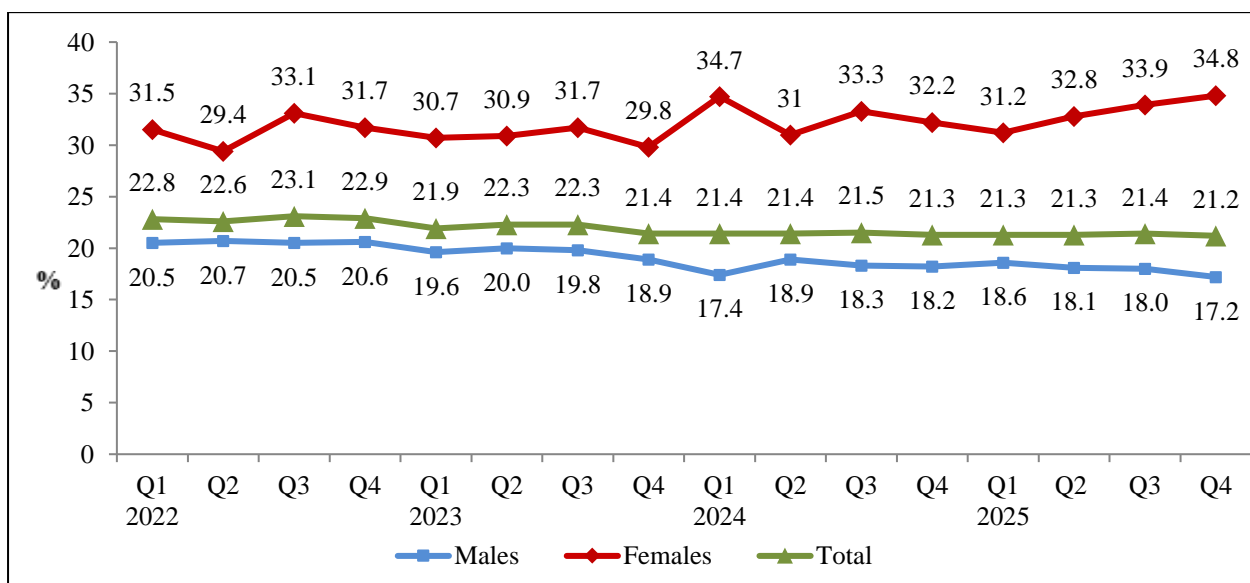
Second: Unemployment among Jordanians

Unemployment among Jordanians includes (Jordanian residents only), and their related results were as follows:

Jordanians Unemployment

- Jordanians' UNRATE reached 21.2% during Q4 2025, indicating a decrease of 0.1 percentage points compared to Q4 2024, when it stood at 21.3%, and a decrease of 0.2 percentage points compared to Q3 2025, when it was 21.4%. Jordanians' UNRATE decreased by 1.7 percentage points over the past three years (compared to the same quarter of 2022).
- Among males, UNRATE reached 17.2% during Q4 2025, indicating a decrease of 1.0 percentage points compared to Q4 2024, and a decrease of 0.8 percentage points compared to Q3 2025.
- In Jordan, male unemployment has decreased by 4.2 percentage points since 2021.
- Among females, UNRATE reached 34.8% during Q4 2025, indicating an increase of 2.6 percentage points compared to Q4 2024, and an increase of 0.9 percentage points compared to Q3 2025.

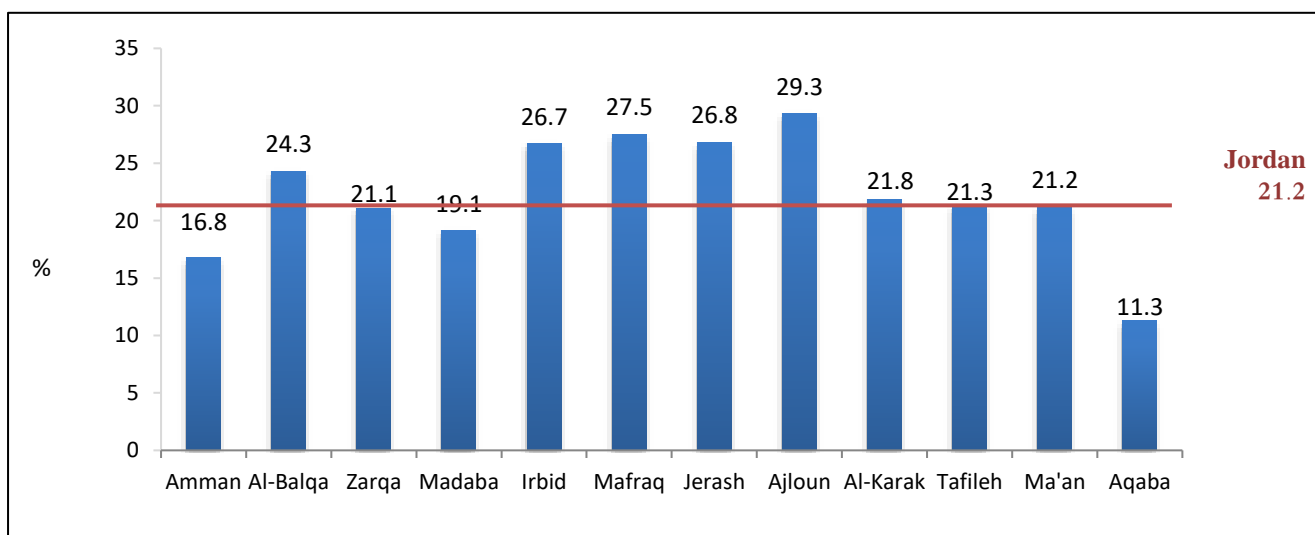
Figure 5: UNRATE for Jordanians by Sex and Quarters for the years 2022-2025



Characteristics of the Unemployed Jordanians:

- The results indicated that 63.8% of the total unemployed Jordanians hold secondary education and higher, and 36.1% hold less than secondary education.
- By governorates, the highest UNRATE among Jordanians was recorded in Ajloun governorate, as it reached 29.3%, and the lowest was in Aqaba governorate, as it reached 11.3%.
- By age group, Jordanian UNRATE for the age group +24 years reached 17.7%, of which 13.6% for males and 31.3% for females.

Figure 6: UNRATE among Jordanians by Governorate in Q4 2025



Source: Labor Force Survey (LFS) / DOS

Characteristics of the Employed Jordanians:

- Jordanians' employment rate (percentage of employed individuals to the workforce) reached 78.8% during Q4 2025, of which 82.8% for males and 65.2% for females.
- Employment rate has increased by 1.2 percentage points over three years (compared to the same quarter of 2022).
- The percentage of employed individuals among the total population aged +23 reached 32.5% during Q4 2025.

- By educational level, the percentage of employed individuals who hold less than secondary education was 46.9%, secondary education 9.6%, and higher than secondary education comprised 43.2%.
- The percentage of paid workers was 86.3% (84.1% for males and 96.0% for females).

Labor Force among Jordanians (Employed and Unemployed):

labour force attributed to the population aged +15 years

- The revised economic participation rate (labor force attributed to the population aged +15 years) reached 34.5% in Q4 2025 compared to 34.0% in Q4 2024.
- The revised economic participation rate for males reached 53.3% in Q4 2025 compared to 52.6% in Q4 2024.
- The revised economic participation rate for females reached 15.7% in Q4 2025 compared to 15.2% in Q4 2024, indicating a 0.5 percentage point increase in the females economic participation rate between the two periods. It is worth noting that the female economic participation rate in Arab countries is 19.6%.

Figure 7: Revised Economic Participation Rate for Jordanian Females in Jordan and Arab Countries



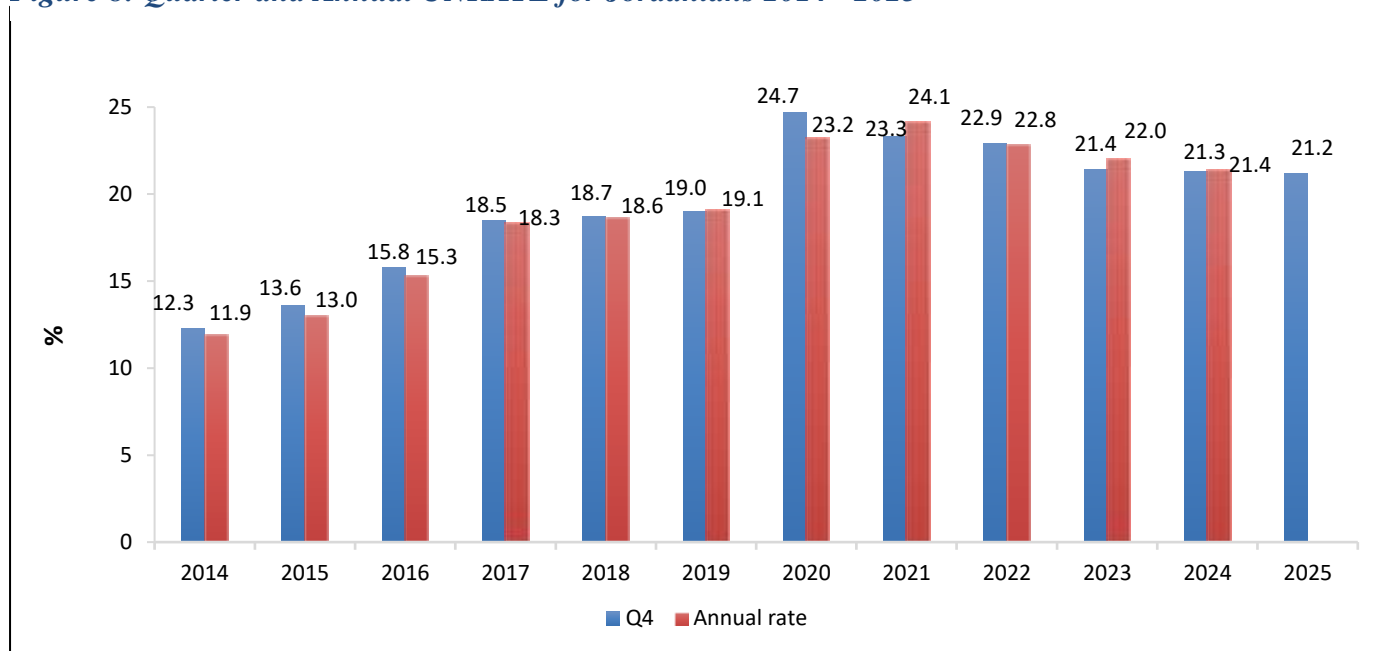
****Source: Labor Force Survey (LFS) /DOS***

*****Source: World Bank***

- The results showed a clear disparity in the distribution of the workforce by educational level and sex, whereby 75.1% of the female workforce holds a bachelor's degree or higher compared to 27.6% of the male workforce.

- The results also indicated that 55.3% of the male workforce holds less than a secondary education compared to 8.2% of the female workforce.
- The percentage of male Jordanians employed in the public sector reached 78.5%, while the percentage of female employees was 21.5%.

Figure 8: Quarter and Annual UNRATE for Jordanians 2014 - 2025



Source: Labor Force Survey (LFS) / DOS

Third: Unemployment among Non-Jordanians :

Unemployment among non-Jordanians includes the non-Jordanian residents only, and their related results were as follows:

Non-Jordanian Unemployment :

- UNRATE among the non-Jordanian population reached 9.2% during Q4 2025, recording the same rate as Q3 2025.
- UNRATE among non-Jordanian males reached 9.6% during Q4 2025, indicating an increase of 1.5 percentage points compared to Q3 2025.
- UNRATE for non-Jordanians aged +24 years reached 5.6%, of which 6.2% was for males and 2.7% for females.

Labor Force among Non-Jordanians (Employed and Unemployed):

- The revised economic participation rate for the non-Jordanian population (labour force attributed to the population aged +15 years) reached 57.8% in Q4 2025.
- The revised economic participation rate for non-Jordanian males reached 80.1% in Q4 2025.
- The revised economic participation rate for non-Jordanian females reached 24.9% in Q4 2025.

It is worth noting that the Labour Force Survey (LFS) includes a sample of 16,560 households distributed across all governorates of Jordan, representing urban, rural, and governorate populations. The LFS is conducted in the middle of each quarter and provides data reflecting the entire quarter (October, November, and December). In accordance with international recommendations adopted in Jordan, respondents are asked whether they searched for work during the four weeks preceding the interview.

For further information, please call: Mrs Jehan Alqariouti - Tel. 065300700 – ext. 1227