



المملكة الأردنية الهاشمية

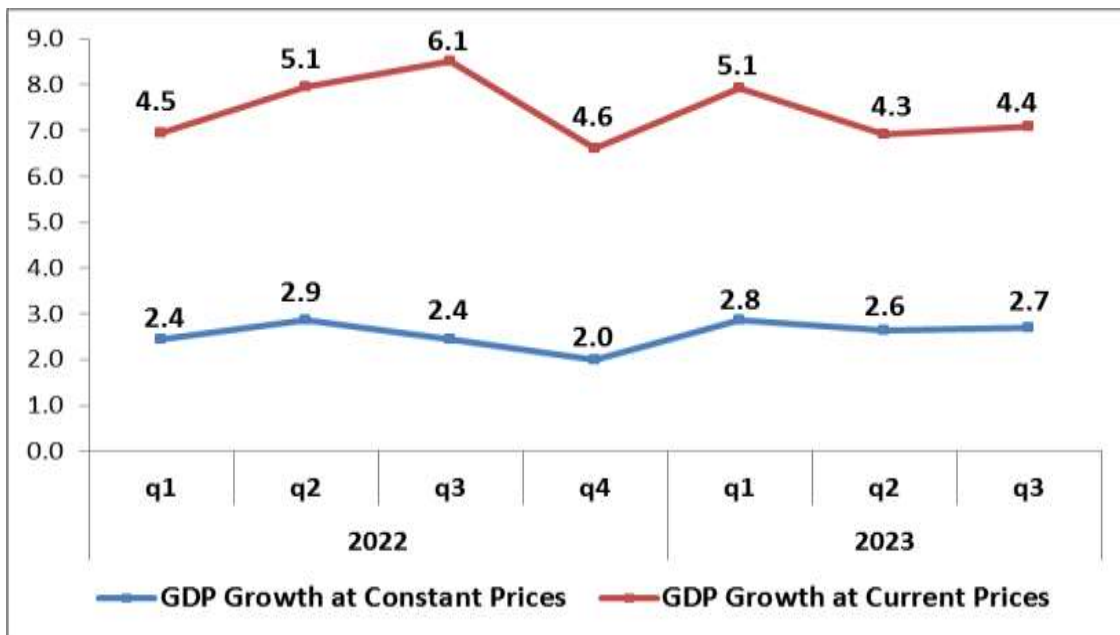
The Hashemite Kingdom of Jordan

PRESS/2nd Q.2023
Date/ 2. Jan.2024

GDP growth of 2.7 % in the third quarter of 2023

The Department of Statistics has issued the results of quarterly estimates of GDP indicators at current and constant prices for the third quarter of 2023, where the results showed a growth in GDP of 2.7% compared to the third quarter of 2022 (Figure 1). Thus, the growth rate for the first nine months of 2023 has reached 2.7% at constant prices compared to the first nine months of 2022.

Figure 1: GDP growth rates (quarter compared to the same quarter of the previous year)



As for the sectoral estimates, the preliminary estimates showed that most of the economic sectors achieved growth during the third quarter of 2023 compared to the third quarter of 2022 .The results indicated that the “Hotels and Restaurants Sector” achieved the highest growth rate during this period by 6.3% with a contribution of 0.11 percentage points of the achieved growth rate, followed by the “Transport, Storage and Communications sector” by 5.3% with a contribution of 0.44 percentage points, “Agriculture, Hunting, Forestry and Fishing sector” by 5.1% with a contribution of 0.20 percentage points, and finally the “Manufacturing Industries sector” by 3.9%, with a contribution of 0.73 percentage points to the achieved growth rate (See Figure 2).

Figure 2: Growth of production sectors at constant prices and their sectoral contribution during the third quarter of 2023

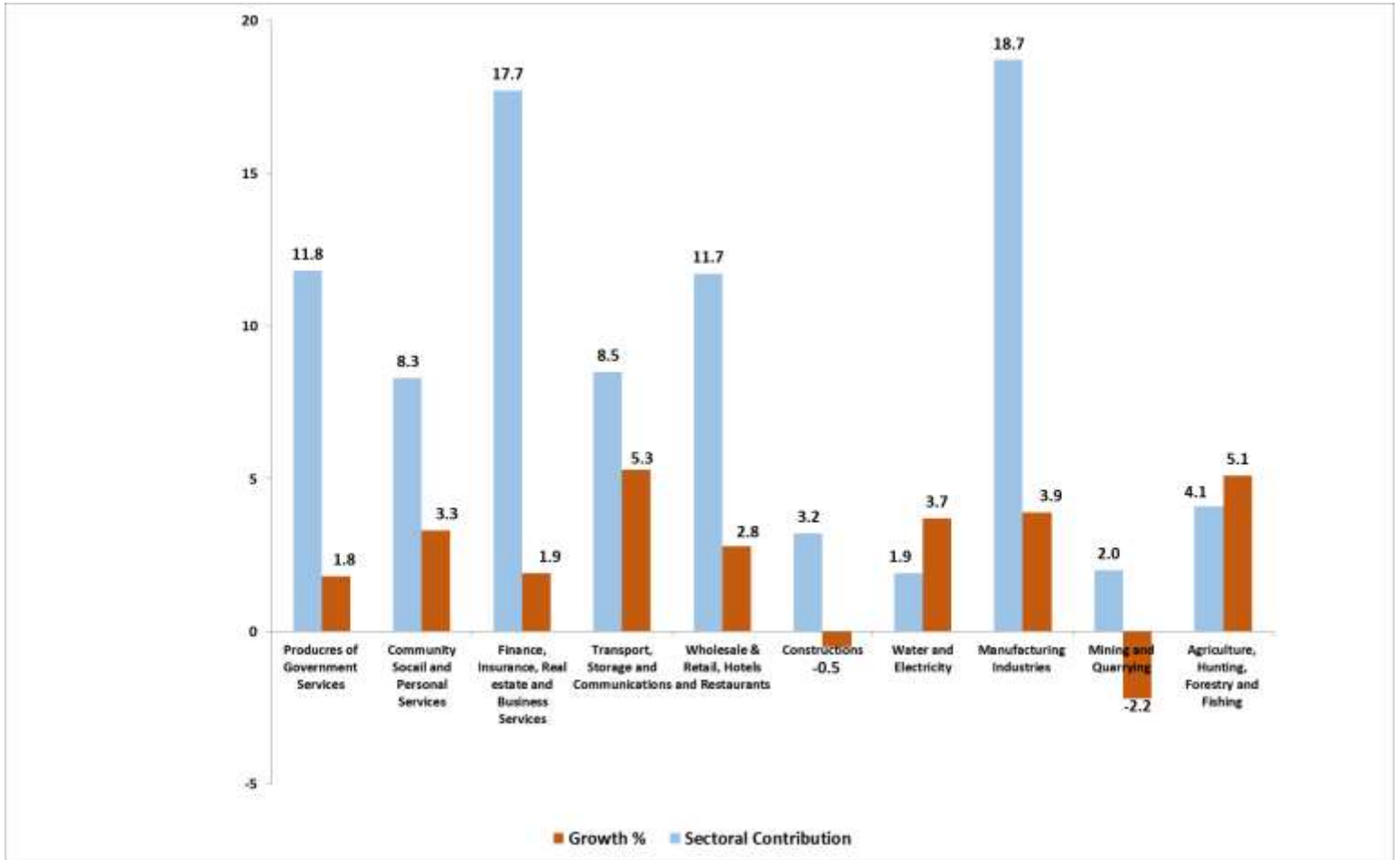
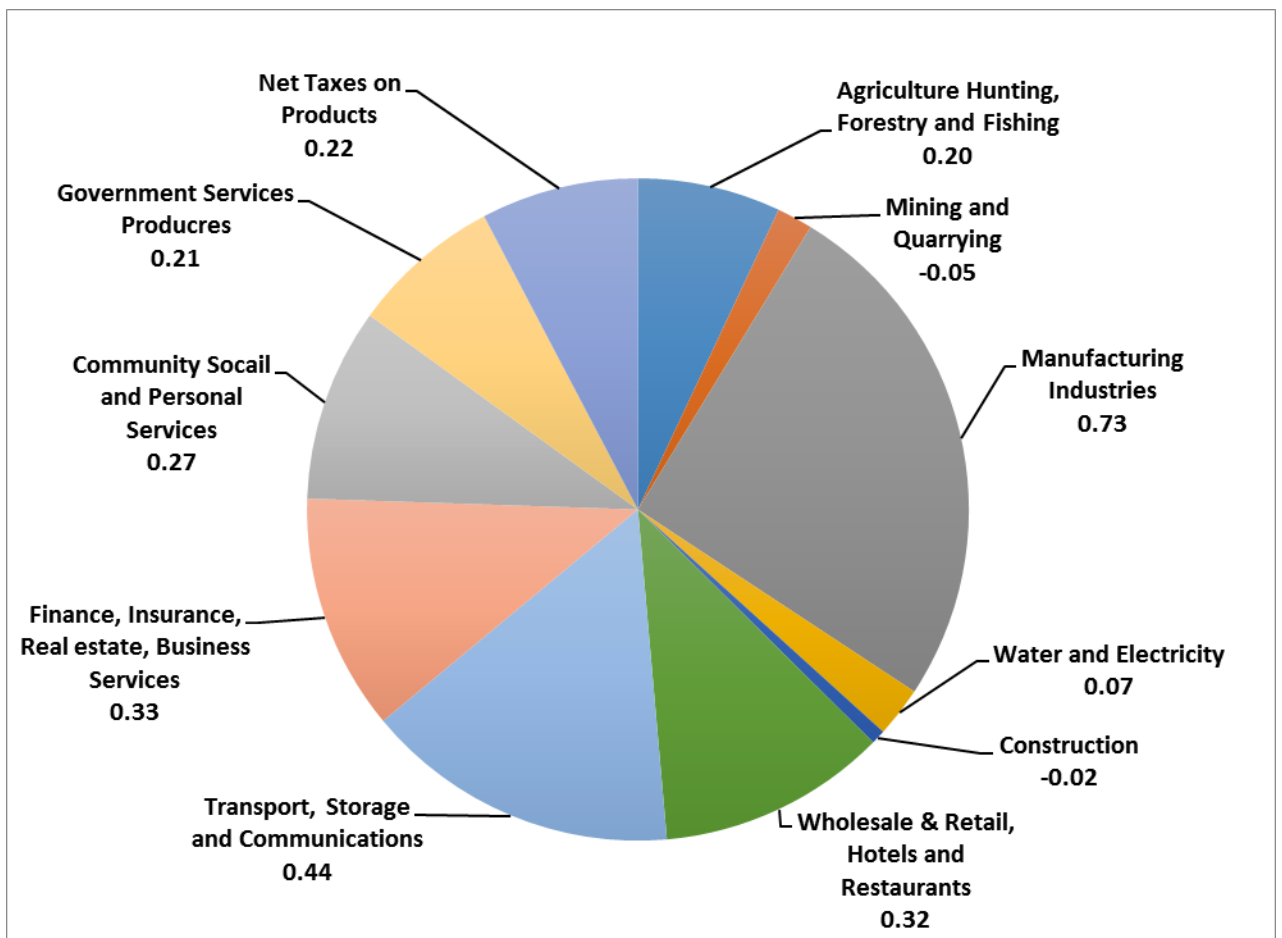


Figure 3. the contribution of the most important economic sectors to the growth rate achieved during the third quarter of 2023



**Table 1: sectoral growth rates and their contribution to GDP during the third quarter of
2023**

Sector	Growth rate (%)	Contribution of sectors In percentage points	The contribution of sectors from GDP (%)
Agriculture	5.1	0.20	4.1
Mining and Quarrying	2.2-	0.05-	2.0
Manufacturing Industries	3.9	0.73	18.7
Water and Electricity	3.7	0.07	1.9
Construction	0.5-	-0.02	3.2
Wholesale and retail trade, hotels and restaurants	2.8	0.32	11.7
Transport, storage and communication	5.3	0.44	8.5
Finance, insurance and business services	1.9	0.33	17.7
Social and personal services	3.3	0.27	8.3
Producers of government services	1.8	0.21	11.8