



المملكة الأردنية الهاشمية

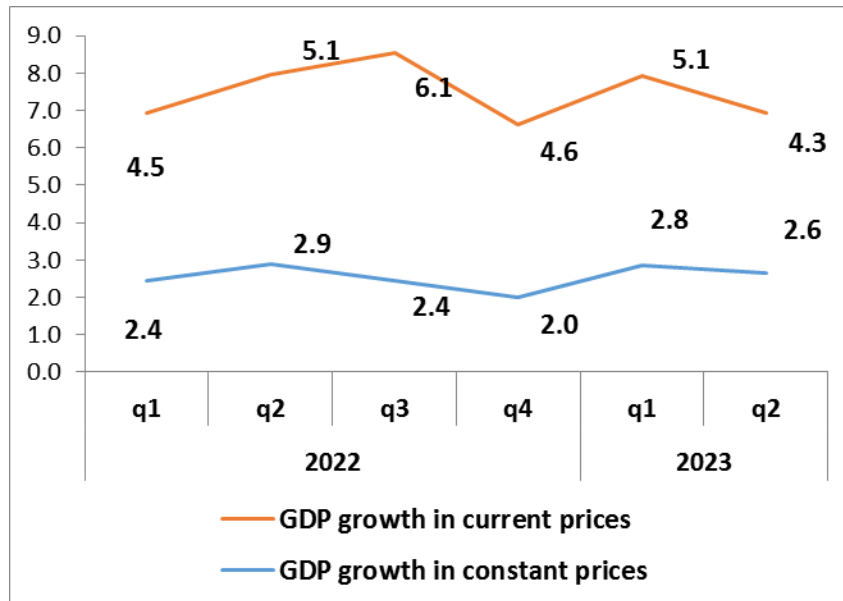
The Hashemite Kingdom of Jordan

PRESS/2<sup>nd</sup> Q.2023  
Date/ 3. Oct.2023

## GDP growth of 2.6 % in the second quarter of 2023

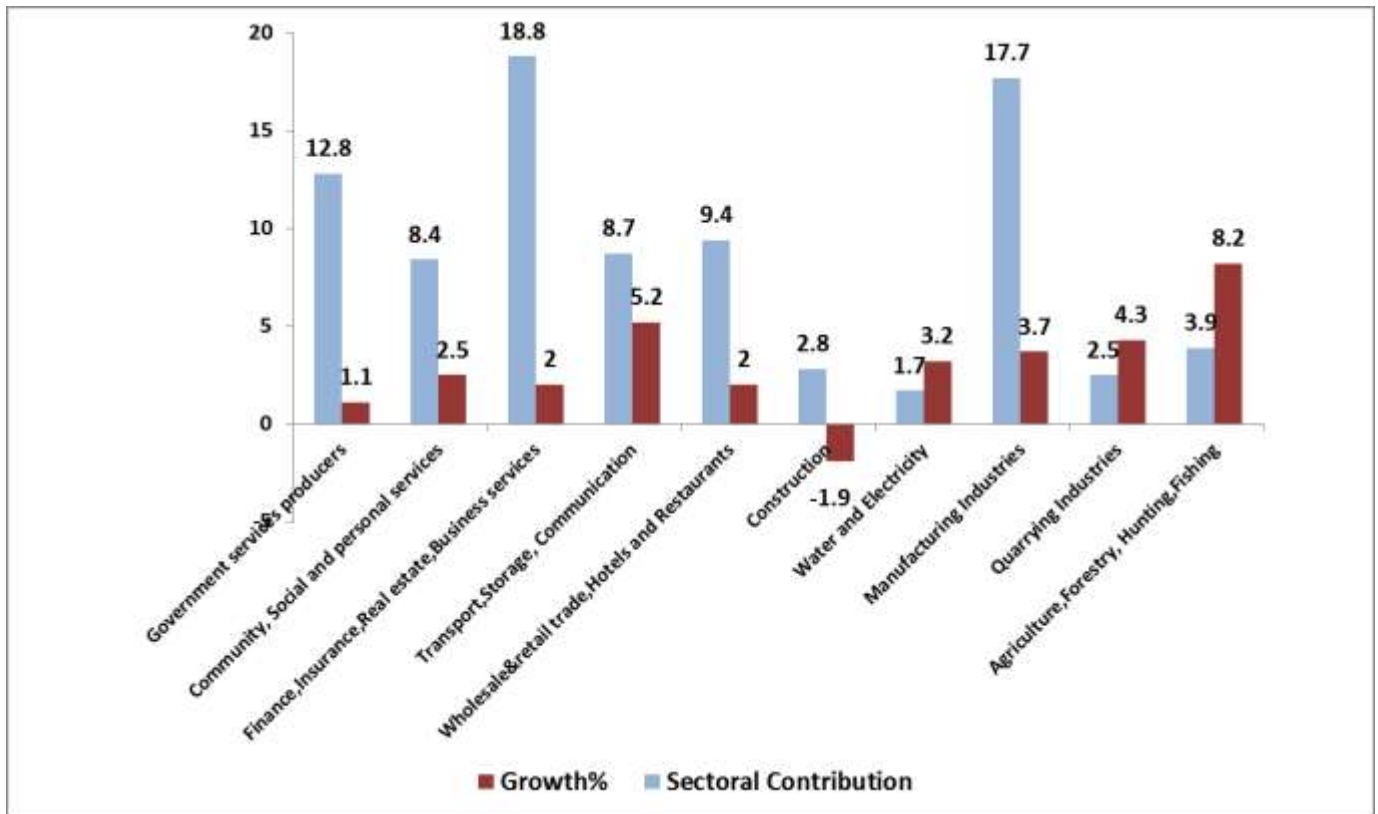
The Department of Statistics has issued the results of quarterly estimates of GDP indicators at current and constant prices for the second quarter of 2023. The results showed a growth in GDP of 2.6% compared to the second quarter of 2022 (Figure 1). Thus, the growth rate for the first half of 2023 has reached 2.7% at constant prices compared to the first half of 2022.

Figure 1: GDP growth rates (quarter compared to the same quarter of the previous year)

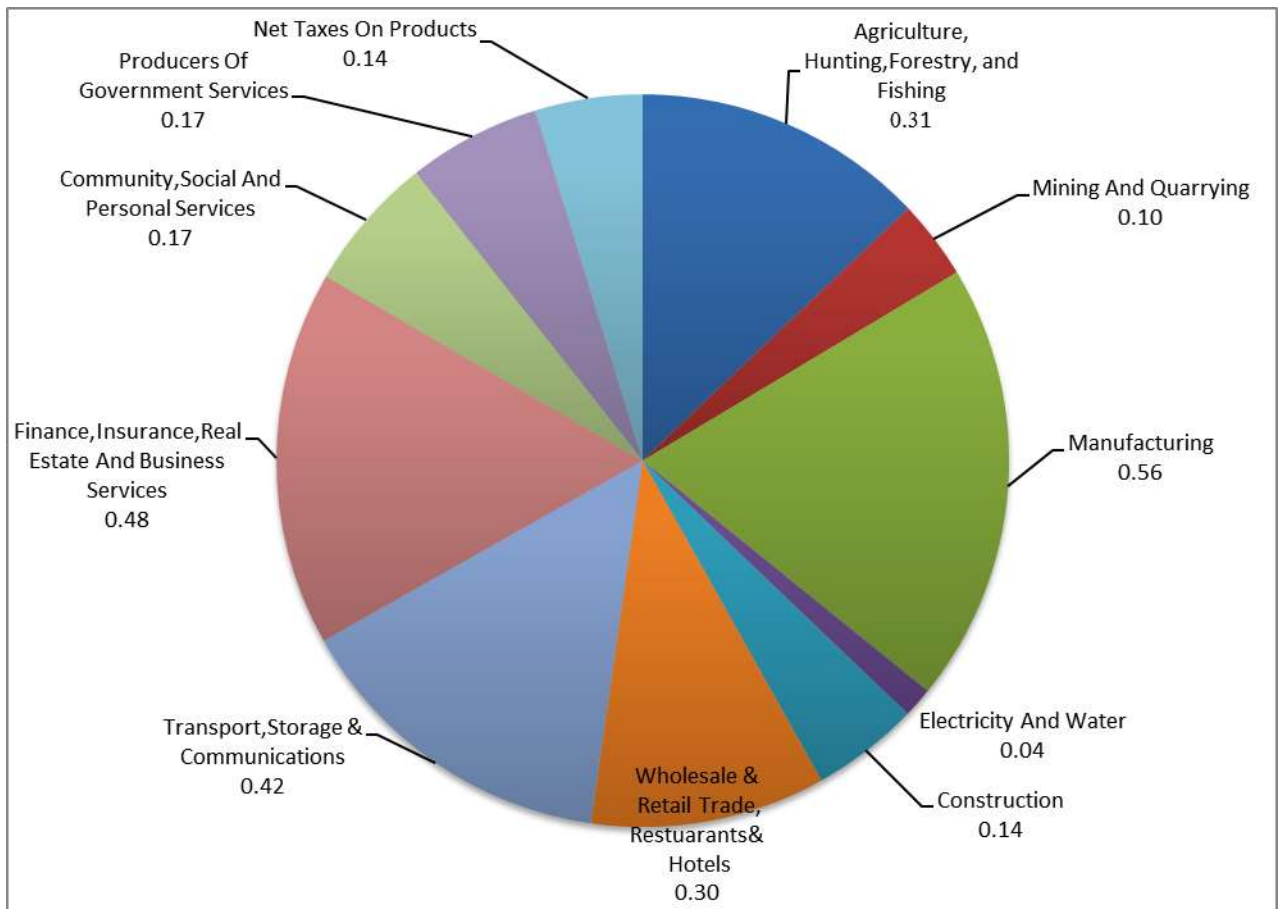


As for the sectoral estimates, the preliminary estimates showed that most of the economic sectors achieved growth during the second quarter of 2023 compared to the second quarter of 2022 (as shown in Figures 2 and 3). The results indicated that the “Agriculture, Hunting, Forestry and Fishing sectors” achieved the highest growth rate during this period by 8.2% with a contribution of 0.31 percentage points of the achieved growth rate, followed by the “Transport, Storage and Communications sector” by 5.2% with a contribution of 0.44 percentage points, “Quarrying Industries sector” by 4.3% with a contribution of 0.11 percentage points, and finally the “Manufacturing Industries sector”, which grew by 3.7%, with a contribution of 0.66 percentage points to the achieved growth rate.

**Figure 2: Growth of production sectors at constant prices and their sectoral contribution during the second quarter of 2023**



**Figure 3.the contribution of the most important economic sectors to the growth rate achieved during the second quarter of 2023**



**Table 1: sectoral growth rates and their contribution to GDP during the second quarter of 2023**

| <b>Sector</b>   | <b>Growth rate (%)</b> | <b>Contribution of sectors In percentage points</b> | <b>The contribution of sectors from GDP (%)</b> |
|---|------------------------|---|---|
| <b>Agriculture</b>  | <b>8.2</b>             | <b>0.31</b>   | <b>3.9</b>                                      |
| <b>Quarrying Industries</b>                               | <b>4.3</b>             | <b>0.11</b>   | <b>2.5</b>                                      |
| <b>Manufacturing Industries</b>                           | <b>3.7</b>             | <b>0.66</b>   | <b>17.7</b>                                     |
| <b>Water and Electricity</b>                              | <b>3.2</b>             | <b>0.06</b>   | <b>1.7</b>                                      |
| <b>Construction</b>                                       | <b>1.9-</b>            | <b>-0.06</b>  | <b>2.8</b>                                      |
| <b>Wholesale and retail trade, hotels and restaurants</b> | <b>2.0</b>             | <b>0.19</b>   | <b>9.4</b>                                      |
| <b>Transport, storage and communication</b>               | <b>5.2</b>             | <b>0.44</b>   | <b>8.7</b>                                      |
| <b>Finance, insurance and business services</b>           | <b>2.0</b>             | <b>0.38</b>   | <b>18.8</b>                                     |
| <b>Social and personal services</b>                       | <b>2.5</b>             | <b>0.21</b>   | <b>8.4</b>                                      |
| <b>Producers of government services</b>                   | <b>1.1</b>             | <b>0.14</b>   | <b>12.8</b>                                     |

