

%96

.2008

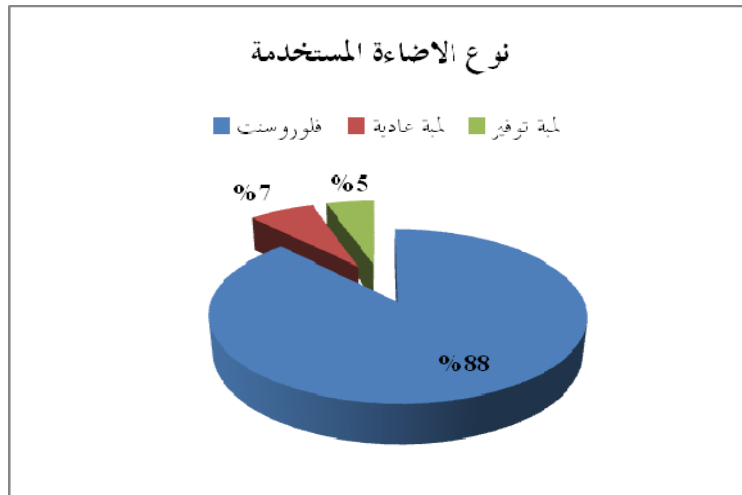
: 2008

1,044,364 مسكناً  
%61.9  
%64  
%27  
%9  
%35.8  
%2.1  
%0.2

.1



.	%60.6	150	.2
.	%34.6 سنة الماضية		.3
			.4
%17.2			%64.3
	.%12.9		
.		%46.1	.5
.		%88.1	.6
	%52.1	8-5	.7
			.
%51	350-250		.8
			.
.%54.3	49.5		.9
.		%99.9	.10
.			.
%44.4	14.5		.11
		%88	.12
		%5	%7



13. ( ) 6.5 73.9%

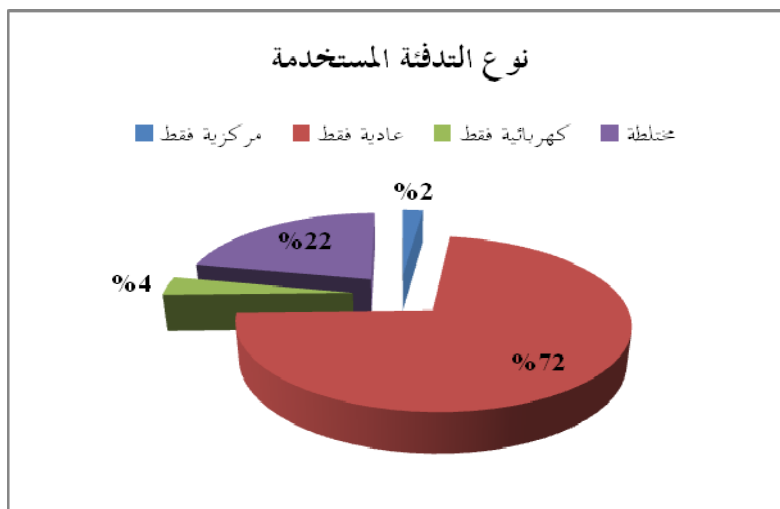
. 65.8%

14. 97.7%

15. 72% ، 22%

2%

4%



( )

%93

.16

.%7

%95.9

4.5

.17

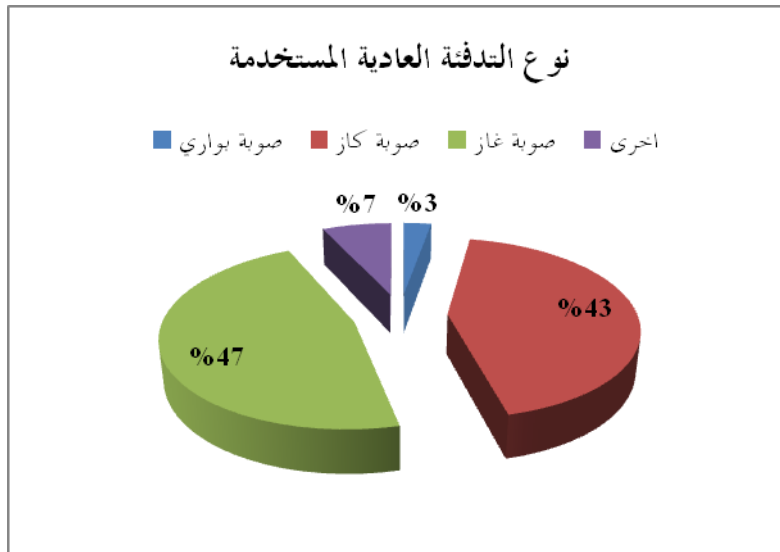
%47

.18

.%7

%3

%43



%83.4

.19

%1

%15

.%0.6

%92.3

4.5

.20

%84.7

884318

.21

		%46.3	<b>.22</b>
%8.7		%44	
		%.1	
%80	4.5		<b>.23</b>
		.	
	162913	5107	<b>.24</b>
		.	
	159926	79941	<b>.25</b>
		.	
	106678	230	<b>.26</b>
		.	
	%15.6		<b>.27</b>
	%.14.0	%7.8	
<sup>2</sup> /	4.4		<b>.28</b>
	<sup>2</sup> / 2.8	<sup>2</sup> / 2.0	
	%98.4		<b>.29</b>
		.	
	%88.2		<b>.30</b>
		.	